

Jun 2024- May 2026 Spending Plans

See attached spreadsheet for the full FY 25 and RD/AD FY 26 spending plans. These are to be discussed at the area service meetings and approved / altered by the committee for planning of the region's resources.

Important points for discussion:

Acronyms: The plans use acronyms to save space to make the charts readable. Below is a brief summary of the event so members can understand what trusted servants are travelling to.

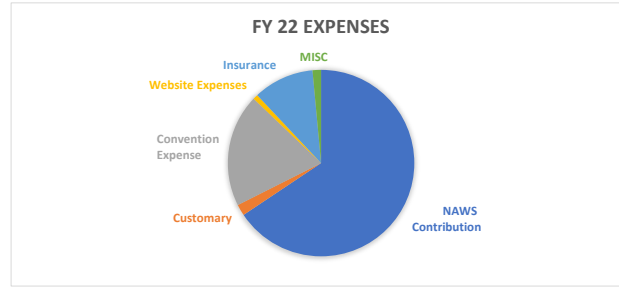
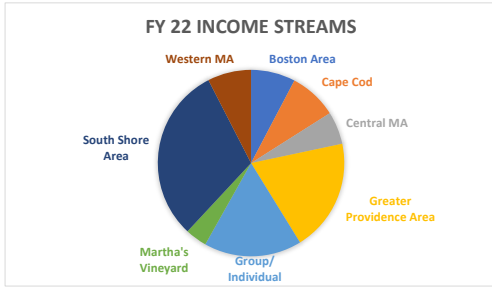
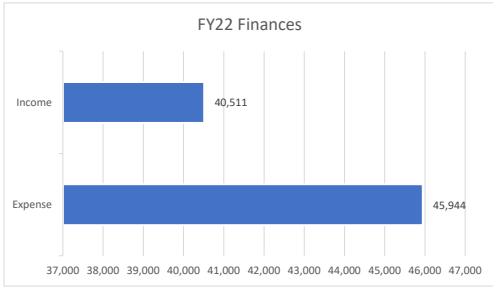
Acronym	Event Title	Event Description
WSLD	Western Service Learning Days	Annual conference that focuses on NA services, providing an opportunity for learning and sharing service solutions
NEZF	Northeast Zonal Forum	The zonal meeting for the North Eastern United States in which the New England region resides and participates
MRLE	Multi Regional Learning Event	First conference event attended by the world board that introduces the current cycles conference agenda report (CAR), the CAR is a compilation of motions that have been brought forward for decision for decision and the World Service Conference
MARLCNA	Mid-Atlantic Regional Learning Convenfrence of NA	First event attended by the world board introducing ths cycles conference agenda track (CAT), the CAT is one of the approval tracks for NA literature and service material
WSC	World Serive Confrence	This is where our delegate teams brings the regions concious for NA planning and services around the world.
NEARCP	New England Association of Recovery Court Professionals	This is an annual networking event for professionals that work in Recovery Courts across New England. NERNA PR maintains an informational booth at the event

Historical Information: Included with the plan are graphs and information about the region's finances for the last 3 years.

Highlights: these spending plans have increased below is a summary of changes between the spending plan and what the region actually spent in FY 24

- PR - increase \$1,700 (78%) this is due to added hotel request for large PR event with travel as well as attending the Harvard Health Fair and not using all the literature set aside in 2024.
- FD – increase \$1,150 (48%) due to sending two people to WSLD when FD partially sent 1 person in 2023. This also includes 2 members going to NESSSNA in PA where in 2024 NESSSNA was in MA and the committee did not require funding for members. FD attended Multi Zonal Service Symposium in 2023 and will not in 2024.
- RD/AD- increase \$1,900 (38%) this is due to an increased expense for travel to the zonal forum due to location rotation and higher travel costs for WSLD.
 - The 2026 budget for RD/AD is unlike previous cycles due to it being the world service conference year, the events in this cycle revolve around obtaining information and resources for the member areas to carry a conscious at the WSC.
- NESSSNA- this would be funding the same level as previous year, the areas need to decide if we would still like to fund attendance to the event

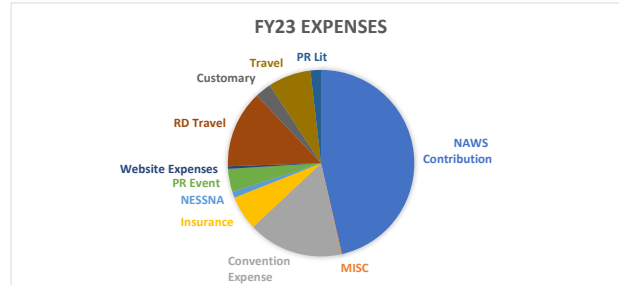
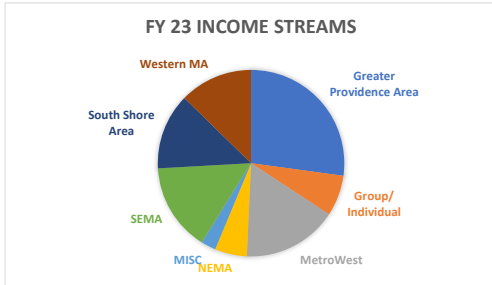
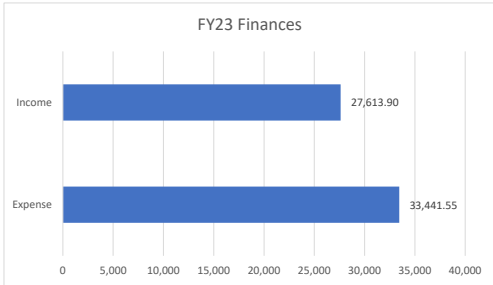
NERNA Treasury Information Sheet



Covers Period 6/1/2021 - 5/31/2022
Removes Convention for Clarity

Expense %	39,077	
RD Travel	4,871	12%
FD Travel	0	0%
NAWS Contribution	23,054	59%
NESSSNA	4,863	12%
		84%

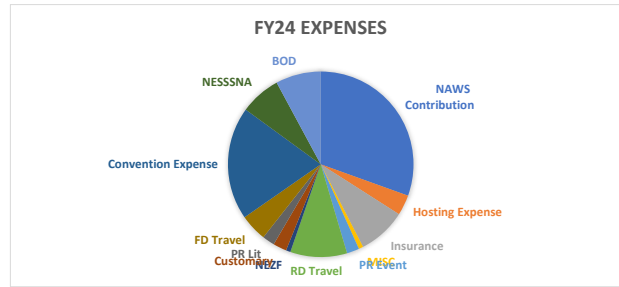
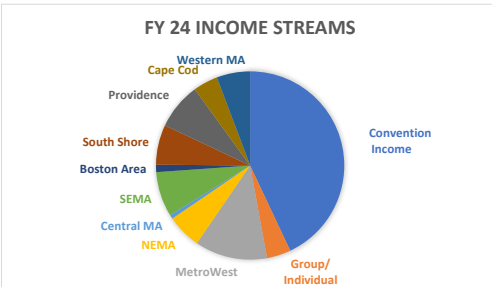
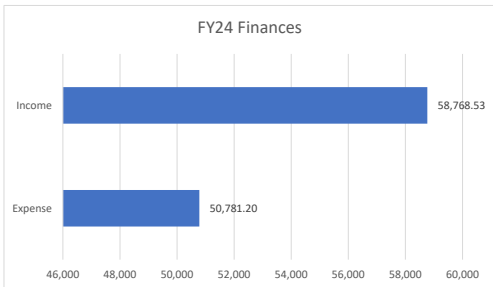
Income
Metro West 1 large deposit >\$3,600 in July 2021
Likely increase in group/individual due to COVID



Covers Period 6/1/2022 - 5/31/2023
Removes Convention for Clarity

Expense %	27,942	
RD Travel	4,491	16%
FD Travel	2,489	9%
NAWS Contribution	15,515	56%
NESSSNA	-	0%
		81%

Income
No significant transactions



Covers Period 6/1/2023 - 5/31/2024
Removes Convention for Clarity

Expense %	36,781	
RD Travel	5,025	14%
FD Travel	2,400	7%
NAWS Contribution	15,485	42%
NESSSNA	3,605	10%
		72%

Income
NERC - \$25k income, \$14k held for BOD & next event

Highlights:
On years we do not have the convention we tend to spend more than we take in, we do this by holding on to convention money
COVID affects- there were no hosting expenses and decreased travel

Area Contributions	22	23	24
Boston Area	\$2,039		\$745
Cape Cod	\$2,200		\$2,500
Central MA	\$1,499		\$400
Greater Providence	\$5,171	\$7,500	\$4,700
Martha's Vineyard	\$1,000		
MetroWest	\$8,939	\$4,547	\$7,313
NEMA	\$1,385	\$1,537	\$3,479
SEMA	\$1,653	\$4,213	\$4,531
South Shore Area	\$8,078	\$3,644	\$4,032
Western MA	\$2,000	\$3,504	\$3,376
Total	\$33,964	\$24,946	\$31,076